

# SpectraDim62CC Touch

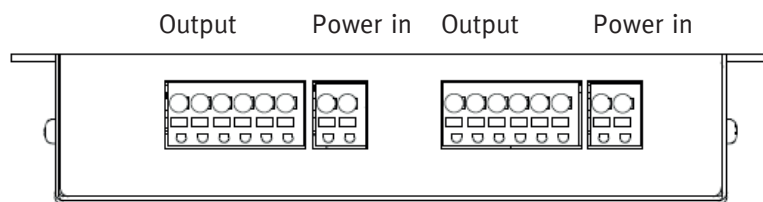
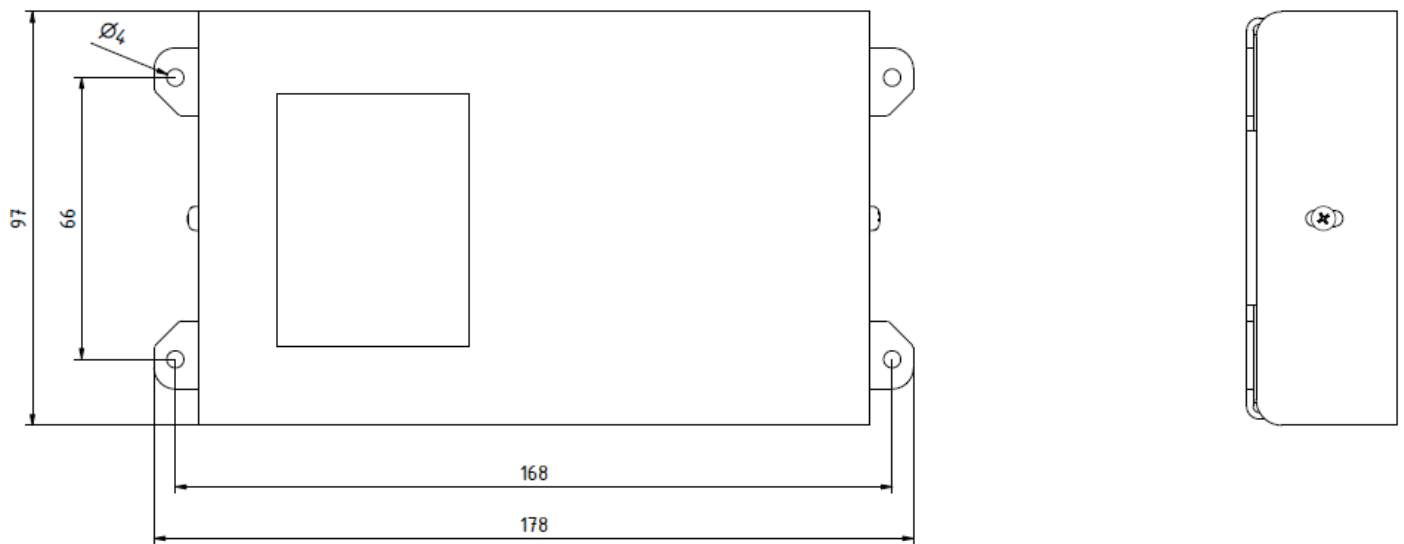
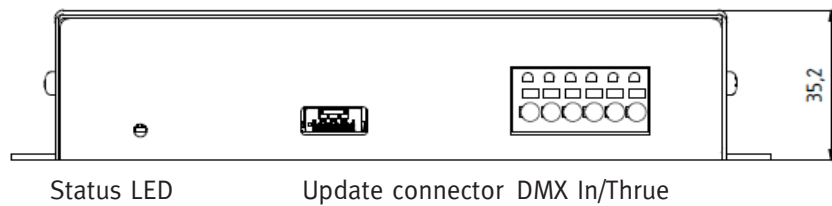
PWM LED dimmer for constant Current LED Modules



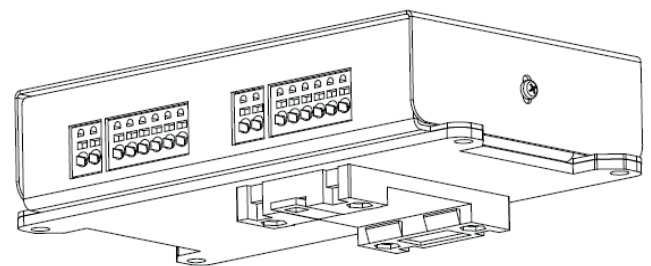
## technical specification

Voltage input range	2 × 12–48 VDC
Input current	2 × 6 A max.
Output	6 Outputs   max. 2 A per Channel   Above 36V Supply Voltage limited to 1,5A
USITT DMX512/1990	✓
Control channels	1 / 6 / 2 / 12
Dimmer Input/Output:	Input 8/16-bit   Output: 16-bit
PWM Frequency	1500 or 3000 Hz
Variable dimmer characteristic	✓   PWM   NONPWM
DMX hold	✓
Fade to Zero	✓
User Interface	Touchscreen
RDM	on/off   UID shown   Device Label shown
Manual- / Standalone mode	✓   ✓
Mounting	Wallmount 20050310934 Din-rail mount 20050310935
Weight / Dimension	aprox. 320 g   178 × 97 × 35,2 mm (L × W × H)
Connections Data / Power	Screwterminals 0,2–2,5 mm <sup>2</sup> flexible   0,2-6mm <sup>2</sup> flexible
Protection Class - IP20	✓
Operating temperature	0 °C to 50 °C
Conformity	EN 55015, EN 61547, EN 61000-6-2 EN 61000-6-4, EN 61000-3-2, EN 61000-3-3

### Option wallmount



### Option DIN-rail mount



### Einstellungen

Alle Einstellungen können über den Touchscreen erledigt werden. Es stehen umfangreiche Konfigurationsmöglichkeiten zur Verfügung.

### Settings

All Settings can be done via touchscreen. There are a lot of settings available.



Lighting  
Design  
Development  
Electronics

LDDE Vertriebsgesellschaft m. b. H.  
Simmeringer Hauptstr. 357, 1110 Vienna, Austria  
P: +43 1 7671811 0, F: +43 1 7671811 99  
E: office@ldde.com, W: www.ldde.com